



laminates

COMPLETE
WORKTOP
COLLECTION

DUROPAL

E EGGER

Unsurpassed Quality

Laminate worktops are the perfect alternative to granite, stone and acrylic-based worktops at a fraction of the price. From the look of a traditional postformed front, to modern square-edged designs, laminate tops can work within any kitchen design.



A laminate surface will also give an unrivalled choice of designs and textures.

Woodgrains, natural stone effects, plain colours and abstract designs, combined with state-of-the-art surface textures, cover the whole spectrum of worktop designs impossible with any other material.


SQUARE EDGE

20mm

40mm



QUADRA PROFILE



Our square-edged tops feature digitally-matched edging for a hard-wearing and modern look.

All tops are backed with white matt laminate.

All our square-edged tops can be produced in 40mm and 20mm thickness to emulate the natural appearance of finishes such as stone or granite.

Available in all 68 colourways.

The Duropal Quadra profile, fashionable yet tried and tested, offers you unique product features and is available in 35 colourways. 3 mm radius.

HPL surface

All our products are surfaced with genuine High Pressure Laminate guaranteed to DIN-EN438, hardwearing and easy to clean.

Glueline

All are edged tops are manufactured using waterproof PUR glue, proven to withstand the effects of heat up to 220 degrees.

Postformed edge

The profiled front edge helps prevent liquid spills finding their way into drawers and cupboards

Square Edge

Hardwearing matching edges provide durability to the front of your worktop, and also allow the design freedom to incorporate curved tops in to your kitchen plans.

Cleaning recommendations

Cleaning the surface of your laminate worktop couldn't be easier.

Most normal stains can simply be cleaned with a damp cloth.

More stubborn stains such as tea, coffee, grease, red wine etc, can be removed with a soft nylon brush and washing up liquid. Any abrasive scourers or creams should be avoided. Stains such as felt tip pen, shoe polish, nicotine, nail varnish etc, can be removed with an organic solvent such as nail polish remover or methylated spirits.

Paint spills should be removed immediately with water or organic solvent depending on the paint type.

2-part adhesives must be removed immediately and not allowed to harden.

Please do not cut or chop directly on the worktop surface. Always use a chopping board.

Hot pans and dishes should always be placed on a protective pad, to avoid burning or blistering the laminate surface.

All gloss worktops will show scratches more easily. Additional care should be taken accordingly in both usage and installation.

Kettles, coffee machines, fryers and any other heat or damp source should not be positioned directly over worktop joints. Constant changes in temperature could cause the silicon in the joint to move and eventually fail.


Our products carry a variety of certification.
Please contact our sales office for full details.

Made in UK 




LAMINATE WORKTOPS

Scan the QR code against each pattern to see larger images and order samples



20mm Square Edge



40mm Square Edge




40mm Postformed Edge
Selected patterns only



Nordic Teak
R50094 NY



20 40 PF



Natural Oak Block
R20004 VV



20 40 PF



Sonoma Oak
R20039 RT



20 40 PF



Sand Orleans Oak
H1377 ST36



20 40



Lorenzo Oak
R20256 NY



20 40 PF



Artisan Oak
R20315 NY



20 40 PF



Natural Halifax Oak
H1180 ST10



20 40



London Oak Silver
R20098 MO




20 40



Silver Wenge
R50083 MO




20 40



Clay Sangha Wenge
R50003 RT



20 40 PF



Natural Sangha Wenge
R50004 RT



20 40 PF



Shorewood
H3090 ST22



20 40



Ponderosa Pine
R55004 RT



20 40 PF



Grey Nebraska Oak
H3332 ST10



20 40



Block Walnut
R30023 VV



20 40 PF



Truffle Brown Davos Oak
H3133 ST12




20 40

Available profiles


20 - 20mm Square-Edged

40 - 40mm Square-Edged

PF - Postformed




Dark Mountain Oak R20065 NY **20 40 PF**



Okapi Walnut R30135 NY **20 40 PF**



Saloon R20347 FG **20 40**



Mitu Concrete S60030 RT **20 40**



White Levanto Marble F812 ST9 **20 40**




Breccia Paradiso S63021 MS **20 40**




Odeon Oak Black R20107 MO **20 40**



Light Cortona S63033 MS **20 40 PF**




Carrara Marble S63009 MS **20 40 PF**




Black Pietra Grigio F206 ST9 **20 40**




Wellington Oak R20154 RT **20 40 PF**




Trebbia Stone S63035 MS **20 40**




Abruzzo Colore S68048 FG **20 40 PF**




Nero Portoro S63028 MS **20 40**




Torino Oak Nature R20231 FG **20 40 PF**



Trasimeno Basalt S63013 MS **20 40**



Abruzzo Naturale S68049 FG **20 40 PF**



Astral Quartz S68002 MP **20 40 PF**

Available profiles

20 - 20mm Square-Edged

40 - 40mm Square-Edged

PF - Postformed



Metex Steel
F76115 FG



20 40




Black Gold Metal Slate
F629 ST16



20 40




Dark Grey Chicago Concrete
F187 ST9



Black Brazil
S61008 MP




20 40 PF



Metallic Brown
F76054 FG



20 40




Crick
S60019 FG



20 40




Light Grey Chicago Concrete
F186 ST9



Platon
S68007 BR



20 40



Tivoli
S68004 BR



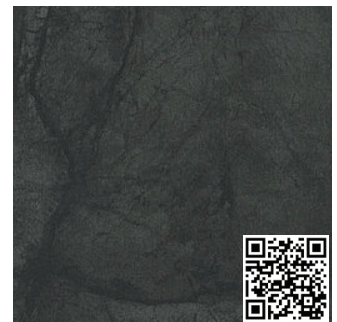
20 40



Oxyd Grey
F76083 SX



20 40 PF



Caviar Black
S63044 MS




20 40



Deep Slate
S64011 CR




20 40 PF



Star Black
S66000 MP




20 40 PF



Kings Marble Green
S68025 MS




20 40 PF



Quartz Grey
S68035 BR




20 40 PF



Terrazzo Nero
S68029 SD



20 40 PF



Antique Messina
S62010 BR



20 40 PF



Natural Messina
S62009 BR



20 40 PF




Available profiles

20 - 20mm Square-Edged

40 - 40mm Square-Edged

PF - Postformed




Quartz Stone
F73009 BR

20 40 PF



India white
S63045 MS

20 40




Ceramic Rust
F76026 CR

20 40 PF



Rabac
F76028 SX

20 40 PF




Bellato Grey
F76044 MS

20 40 PF



Ipanema White
S61011 BR

20 40 PF




Ipanema Grey
S61013 BR

20 40 PF



Glacial Storm
S66012 MS

20 40 PF




Cento
S68036 MS

20 40



Calypso
S68050 SD

20 40 PF



Icy White
U11027 MS

20 40



Light Grey
U12188 MS

20 40

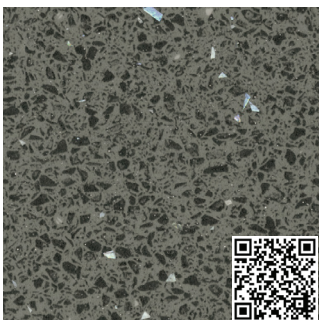


Jura Marble
S63011 TC

20 40

24 hour
sample line

Scan the QR code
to visit our sample line




Grey Quartz Nebula
S79935 HG

20 40



Flash Black Nebula
F79930 HG

20 40



Quartz Stone Nebula
F79929 HG

20 40

Available profiles

20 - 20mm Square-Edged

40 - 40mm Square-Edged

PF - Postformed

The ultimate in design flexibility

The UK's biggest range of worktops and related products

Laminates' continuous process of product development has resulted in a comprehensive range of items designed to add flair and flexibility to kitchen designs. Products such as upstands, splashbacks and double-sided gables can all be used to great effect when designing a kitchen. The massive range of patterns allows a mix and match style to highlight different elements within a design, such as breakfast bar areas, or walls.

SPLASHBACK

Splashbacks can be produced up to 4000 x 1290mm, allowing large areas to be matched or contrasted to the worktops.

Our Upstands and Splashbacks are the same thickness and can easily be used side by side

UPSTANDS

Upstands are a quick and easy way of finishing around your worktops.



20MM ISLAND TOP

Mix and match between worktop thicknesses to highlight working areas.

40MM SIT-ON BREAKFAST BARTOP

Contrast thicknesses to create interest on an island top. Digitally matched edging and totally bespoke sizing gives you ultimate flexibility on design.

40MM POSTFORMED WORKTOPS

Quadra profile tops give a modern look to the front edge.

GABLES

Use matching gables to frame round a run of base units.

Laminates have partnered with some of the leading brands in the UK kitchen industry for over 40 years.

Our requirement has always been for quality materials from well-known and respected suppliers. Duropal and Egger are two of the world's leading suppliers of furniture products.

Laminates' commitment to developing the most comprehensive range of kitchen worktops and associated products has led us to introduce upstands, splashbacks and gables across our entire range of designs.

Our variety of size options also gives unrivalled flexibility on design layout and pricing.



Scan this QR to access our samples home page, or scan the individual codes against each sample to see larger images of all our designs



24 - HOUR SERVICE

**Samples available to order
around the clock:**

samples@laminatesltd.co.uk

Remember to use our 24-Hour
A5 sample service

Only original samples can give a realistic
impression of colours, designs and
surface finishes.

